

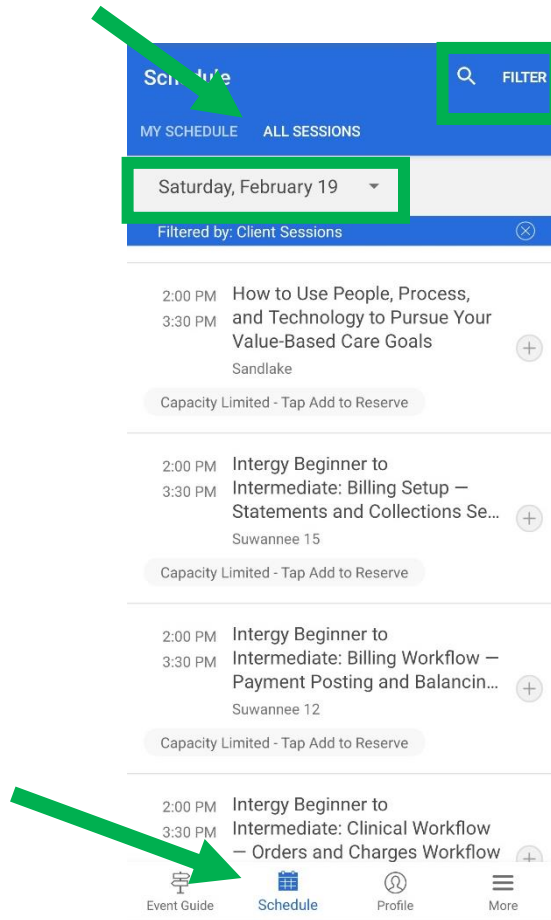
ENGAGE22 Session Slides Access Guide

Using your ENGAGE22 App

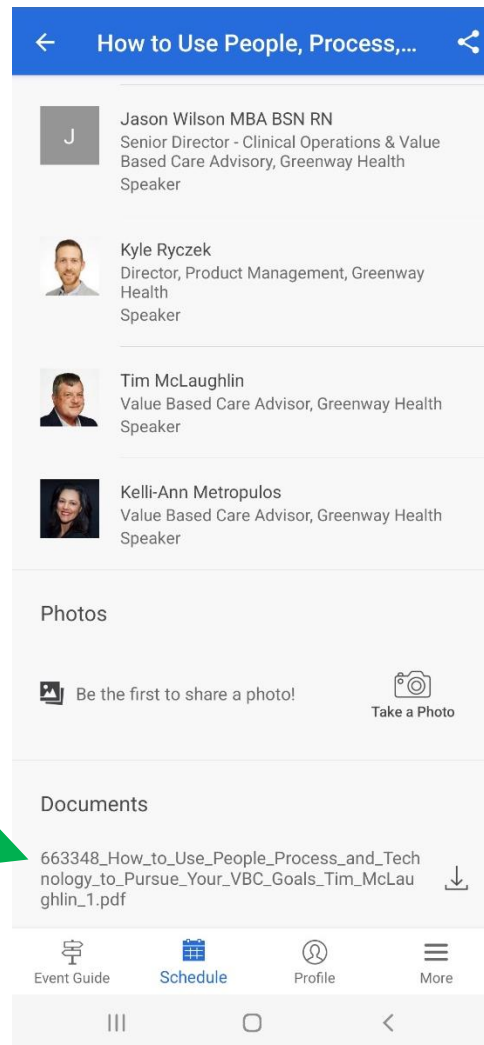
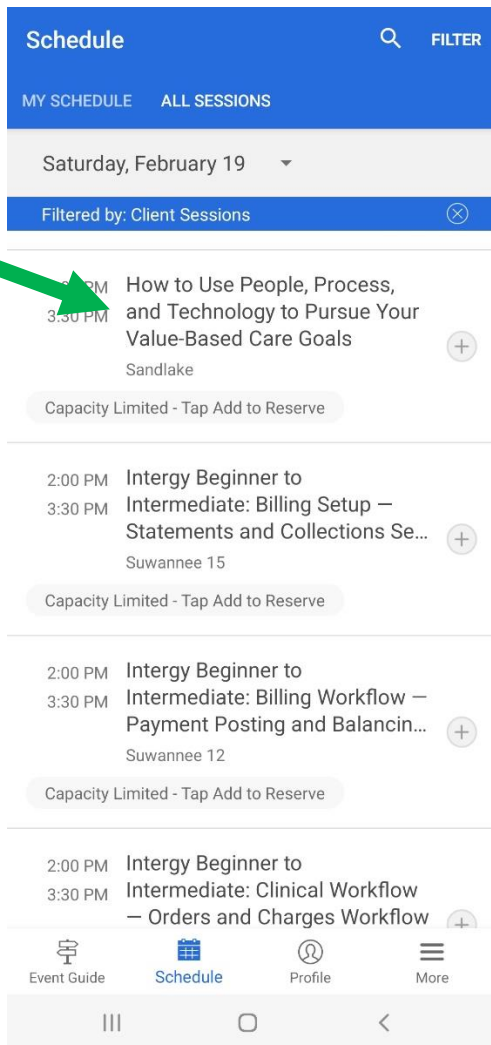
Open your ENGAGE22 app:



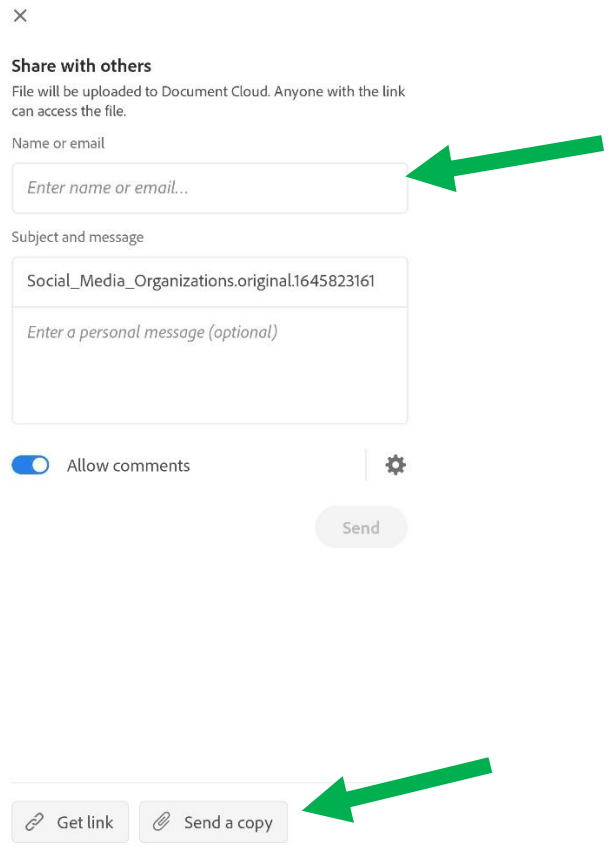
Select **Schedule** then **All Sessions**. You can search and filter at the top to quickly find your favorite session:



Select your session and scroll down to **Documents**. Select the session documents:



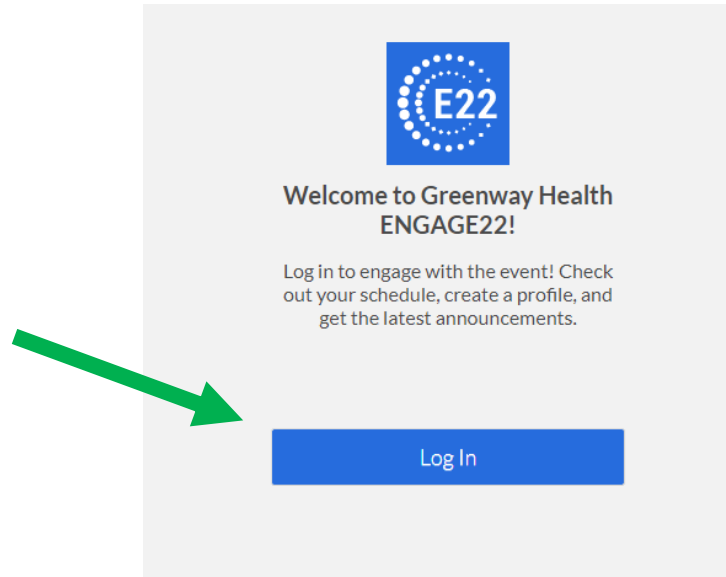
To save a copy, select the share icon and send a copy to your preferred email address:



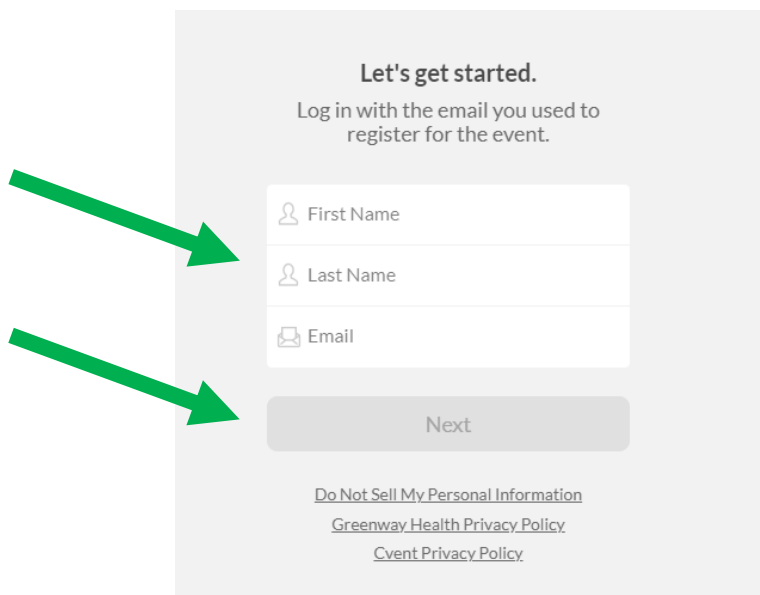
Using Your Web Browser

Start by clicking [HERE](#) to access the session portal on your desktop or through your phone.

Click **Log In**:



Verify Your Registration Information and click **Next**:




Input the verification code. You will receive this code via email or text after completing the previous step:

Welcome John Prast!
Check your text messages or email for a verification code.

Enter Verification Code

Verify

Didn't receive a verification code?
It might have gone to a work or personal email.
Try checking a different email.
[Try logging in again](#)



Thanks for downloading the app for Greenway Health ENGAGE22! Use the verification code below to confirm your device and finish setting up your account.

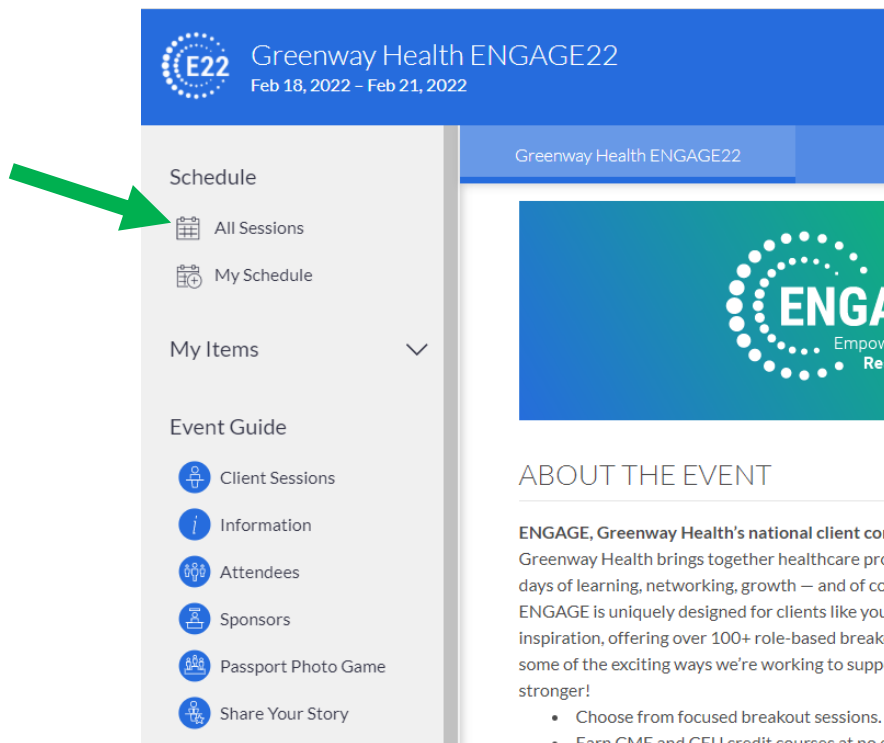
Verification Code: 929790

This code is good for one use, and expires on March 2, 2022 at 15:25 PM America/New_York. Once it's expired, or if you're logging in on a new device, you'll need a new code.

Note: Don't share this code with anyone else, it won't work for them.

Copyright 2022 CrowdCompass. All Rights Reserved.

Click on All Sessions:



E22 Greenway Health ENGAGE22
Feb 18, 2022 - Feb 21, 2022

Schedule


- All Sessions
- My Schedule

My Items

Event Guide

- Client Sessions
- Information
- Attendees
- Sponsors
- Passport Photo Game
- Share Your Story

Greenway Health ENGAGE22



ABOUT THE EVENT

ENGAGE, Greenway Health's national client conference, is a multi-day event where Greenway Health brings together healthcare professionals for days of learning, networking, growth — and of course, fun! ENGAGE is uniquely designed for clients like you. It's a place for inspiration, offering over 100+ role-based breakout sessions, some of the exciting ways we're working to support you and your practice stronger!

- Choose from focused breakout sessions.
- Earn CME and CEU credit courses at no extra cost.

Search and filter at the top to quickly find your favorite sessions:

The screenshot shows the top navigation bar with the event logo 'E22 Greenway Health ENGAGE22' and the dates 'Feb 18, 2022 - Feb 21, 2022'. The user profile 'JP John Prast' and a notification bell with '28' are also visible. Below the navigation bar, there are two tabs: 'All Sessions' and 'My Schedule'. A green arrow points to the 'All Sessions' tab. Below the tabs, there is a calendar view showing the dates from Friday, Feb 18 to Monday, Feb 21. A search bar with a magnifying glass icon and a 'Search' button is present, along with a 'Filter' button. Below the search bar, there is a list of sessions. The first session is 'Breakfast (Sunday)' from 7:00 AM to 8:00 AM at the 'Knowledge Center'. A 'Capacity Limited - Tap Add to Reserve' button is visible below the session details.

Click on the session you wish to view:

The screenshot shows the same interface as the previous one, but with a list of sessions displayed. A green arrow points to the first session in the list. The session is 'How to Use People, Process, and Technology to Pursue Your Value-Based Care Goals' from 2:00 PM to 3:30 PM at 'Sandlake'. Below the session details, there is a 'Capacity Limited - Tap Add to Reserve' button. The second session is 'Intergy Beginner to Intermediate: Billing Setup - Statements and Collections Setup - CEU Credit' from 2:00 PM to 3:30 PM at 'Suwannee 15'. The third session is 'Intergy Beginner to Intermediate: Billing Workflow - Payment Posting and Balancing - CEU Credit' from 2:00 PM to 3:30 PM. Each session has a plus sign icon to its right.

Scroll down to **Documents** and click on the session documents:

The screenshot displays a user interface for an event. On the left is a sidebar menu with the following sections and items:

- Schedule**
 - All Sessions
 - My Schedule
- My Items** (with a dropdown arrow)
- Event Guide**
 - Client Sessions
 - Information
 - Attendees
 - Sponsors
 - Passport Photo Game
 - Share Your Story
 - Activity Feed
 - COVID-19 Safety Protoc...
 - Speakers

The main content area on the right has a blue header with the text "How to Use People, Process, and Technology to Pursue Your Value-Based Care Goals". Below the header, there are two speaker profiles:

- Value Based Care Advisor, Greenway Health
Speaker
- Kelli-Ann Metropulos
Value Based Care Advisor, Greenway Health
Speaker

Below the speakers is a "Surveys" section with a clipboard icon and the text: "Session survey. Please complete after this session."

The "Documents" section contains a single document link: "663348_How_to_Use_People_Process_and_Technology_to_Pursue_Your_VBC_Goals_Tim_McLaughlin_1.pdf" with a download icon to its right. A green arrow points from the "Activity Feed" item in the sidebar to the document link.